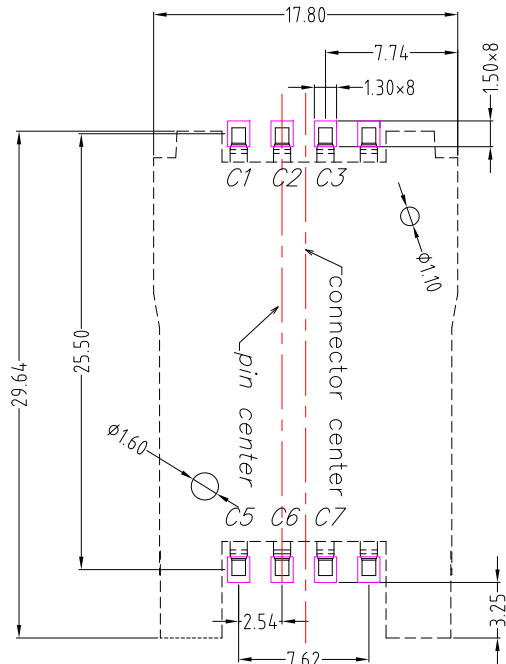
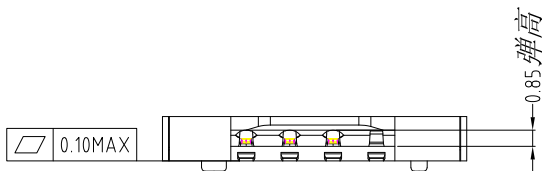
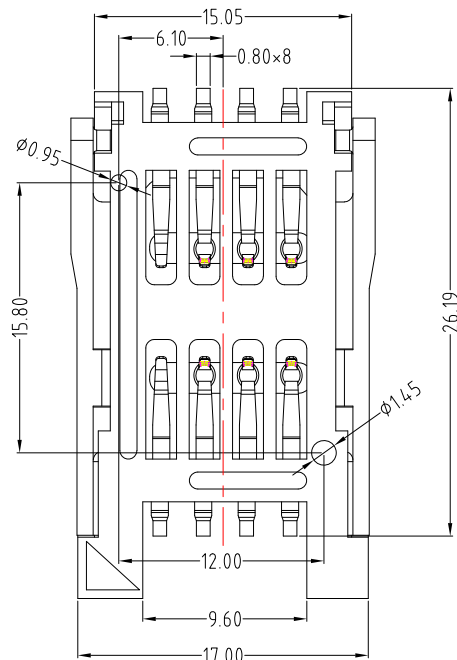
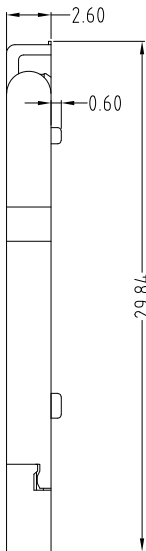
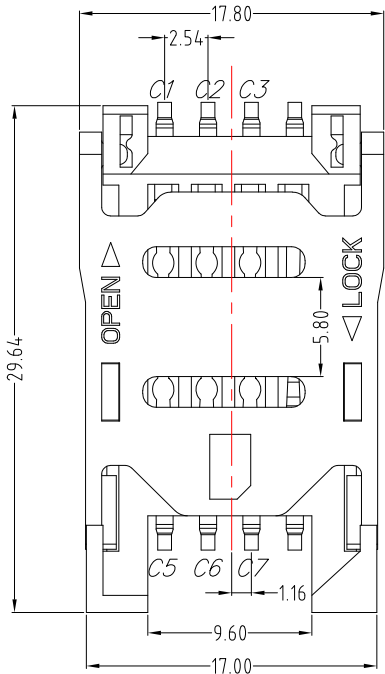


SIM CARD



PCB LAYOUT



SIM卡引脚功能定义

触电极	分配	触电极	分配
C1	电源电压 VCC	C5	地 GND
C2	复位 RST	C6	编程电压 VPP
C3	时钟 CLK	C7	输入/输出 I/O
C4	Reserved备用	C8	Reserved备用

SPECIFICATION

Electrical :

- 1.Current Rating: 1.0A
- 2.Voltage Rating: 50V AC/DC
- 3.Contact Resistance: 100 mΩ Max.
- 4.Insulation Resistance: 1000 MΩ Min.

Environmental:

- 1.Operating Temperature: -40°C ~ 85°C.

Material:

- 1.Housing: LCP
- 2.Contact: Phosphor Bronze
- 3.Cover: LCP

Finish:

- 1.Contact: Plated Gold in Mating Area ;
Tin Plated on Solder Balls ;
Nickel under plated overall

CONTACT 建倚科技股份有限公司
CONTACT TECHNOLOGY CORP.

TOLERANCE UNLESS OTHERWISE STATED :
Up to 5 ±0.2
Above 5 ~ 15 ±0.3
Above 15 ~ 30 ±0.4
Above 30 ~ 50 ±0.5
Angle ±0.3°

3RD. ANGEL'S



UNITS

MM

DRAWN BY:	DATE
Jack Lu	06/03/24
CHECKED BY:	DATE
Jacky Chen	06/03/24
APPROVED BY:	DATE
Tony Kao	06/03/24

MATL	TITLE	CONNECTION
FINISH	MODLE	SIM掀盖全塑8P有柱PH2.54
SCALE	DWG NO.	SIM-043108A-S267
SHEET NO.	PART NO.	SIM-043108A-S267
1 : 1	1 of 1	
		SIZE A4
		VER R